

## HVAC Insulation Fasteners

<b>JOB:</b>
<b>LOCATION:</b>
<b>SUBMITTED TO:</b>
<b>SUBMITTAL PREPARED BY:</b>
<b>APPROVED BY:</b>
<b>DATE:</b>

### BASIC USE

**PowerPoint®** Weld Pins and **Gripnail®** Mechanical Insulation Fasteners are used to permanently secure insulation to the inside of sheet metal ductwork. **Insulation Hangers** and **Spindle Anchors** are used to secure insulation to the inside or outside of sheet metal ductwork.

### PRODUCT GUARANTEE

All products Gripnail's line of Duct Lining Insulation Fasteners are guaranteed against defective material.

### INDUSTRY REGULATIONS



All Gripnail fasteners meet or exceed the guidelines for low and high velocity ductwork as outlined by the SMACNA standards, **HVAC DUCT CONSTRUCTION STANDARDS**

### SUGGESTED SPECIFICATIONS

All duct liner shall be secured to the ductwork in accordance with **SMACNA HVAC Duct Construction Standards**

Fasteners shall be: \_\_\_\_\_  
(adhesive, mechanical, weld)

Fasteners Part#'s: \_\_\_\_\_

*As manufactured by Gripnail Corporation, East Providence, Rhode Island*

#### Impact Applied Duct Liner Fasteners

Description - Gripnails are a proven mechanical fastener used to attach insulation to the inside of sheet metal ductwork. The hardened tapered teeth pierce the duct liner and then clench into the sheet metal ductwork to form a permanent attachment.

#### Resistance Weld Duct Liner Fastener

Description - PowerPoint weld pins are proven welded fasteners use to attach insulation to the inside of sheet metal ductwork. This forms a permanent bond between the fastener and sheet metal as they become the same as in any ordinary weld.

#### Pressure Sensitive Adhesive Duct Liner Fastener

Description - Gripnail's Insulation Hangers are pressure sensitive fasteners designed to secure insulation to the inside or outside of sheet metal ductwork.

#### Adhesive Affixed Duct Liner Fastener

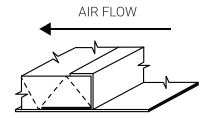
Description - Gripnail's Spindle Anchors are adhesive affixed fasteners, designed to secure insulation to the inside or outside of sheet metal ductwork.

## Duct Liner Installation

NOTE:

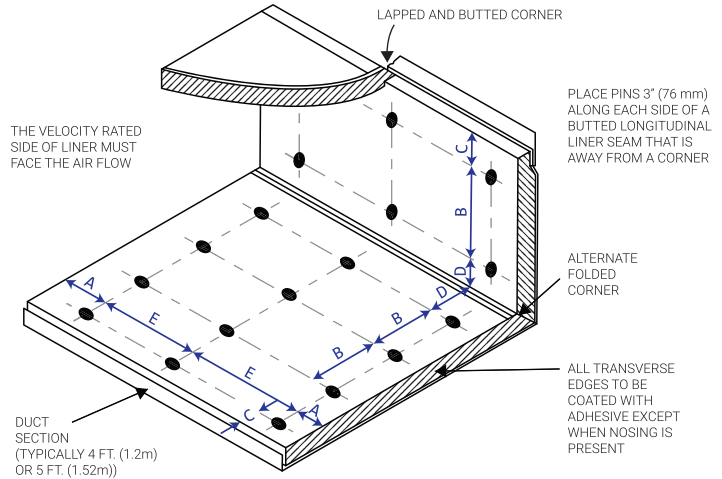
SEE TYPICAL DUCT BRANCH ENTRY CONDITION IN FIG. 4-6.

METAL NOSING MUST BE USED WHEREVER LINER IS PRECEDED BY UNLINED METAL; OTHERWISE WHEN VELOCITY EXCEEDS 4000 FPM (20.3 MPS) USE METAL NOSING ON EVERY LEADING EDGE. NOSING MAY BE FORMED ON DUCT OR BE CHANNEL OR ZEE ATTACHED BY SCREWS, RIVETS OR WELDS.



DETAIL - A  
METAL NOSING  
CHANNEL OR ZEE

INTERIOR WIDTH OF 8" (200 mm) AND LESS DOES NOT REQUIRE PINS.



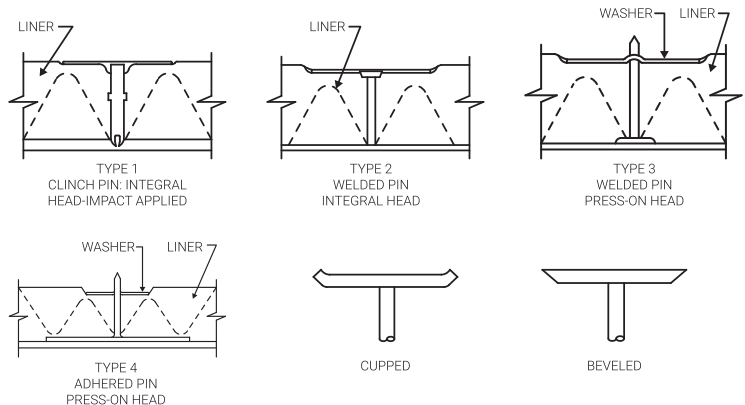
MAXIMUM SPACING FOR FASTENERS.  
ACTUAL INTERVALS ARE APPROXIMATE.

\*A\* PIN ROW MAY BE OMITTED WHEN METAL NOSING IS USED.  
\*E\* THEN STARTS FROM THE NOSING.

Velocity *	Dimensions				
	A	B	C	D	E
0 - 2500 FPM (0 - 12.7 MPS)	3"	12"	4"	6"	18"
	(76.2)	(305)	(102)	(152)	(457)
2501 - 6000 FPM (12.7 - 30.5 MPS)	3"	6"	4"	6"	16"
	(76.2)	(152)	(102)	(152)	(406)

\* UNLESS A LOWER LEVEL IS SET BY MANUFACTURER OR LISTING AGENCY

## Duct Liner Fasteners



INSTALLED PINS AND WASHERS SHALL NOT COMPRESS LINER MORE THAN THE CORRECT LENGTH SPECIFIED FOR THE LINER THICKNESS USED.



ISO 9001 Certified  
Made in the U.S.A.  
An Employee Owned Company

97 Dexter Rd, E. Providence, RI 02914  
Email: gripnail@gripnail.com  
Tel: (401) 216-7900 Fax: (401) 438-8520



www.gripnail.com